



ಬೃಹತ್ ಬೆಂಗಳೂರು ಮಹಾನಗರ ಪಾಲಿಕೆ
Bruhat Bengaluru Mahanagara Palike



BBMP COVID-19 WAR ROOM 19.03.2022



OVERVIEW OF COVID-19 IN BENGALURU



CASE TRENDS

ACTIVE CASES **1,741**

Confirmed Cases

138

17,80,916 #

Recovered Cases

110

17,62,224 #

Death Cases

1

16,951 #



HOSPITALIZATION

47

ICU – V

6

ICU

11

HDU

4

General

26

INCLUDES GOVT. QUOTA AND PRIVATE WALK-IN HOSPITALIZATION



VACCINATION

13,518

1,82,00,758 #

First Dose

3,567

92,94,628 #

Second Dose

8,575

85,96,320 #

Precaution Dose

1,376

3,09,810 #



TRIAGING

MTU

31

Tele Triage

58



ACTIVE CZs

1

MCZs (< 5 cases)

0

Clusters (> 5 cases)

1



TESTING

10,788

2,95,20,374 #

RAT

1,273

RTPCR

9,515

Positivity : 0.88%

*FOR LAST 7 DAYS

: indicates cumulative numbers till date



ABSTRACT OF COVID-19 SCENARIO IN BENGALURU



	MALE			FEMALE			TRANSGENDER			TOTAL		
	Last 24 Hours	Last 7 Days	Cumulative	Last 24 Hours	Last 7 Days	Cumulative	Last 24 Hours	Last 7 Days	Cumulative	Last 24 Hours	Last 7 Days	Cumulative
Positive Cases	87	420	10,53,316	51	272	7,27,409	0	0	191	138	692	17,80,916
Recovered Cases	65	506	10,41,006	45	534	7,21,035	0	0	183	110	1,040	17,62,224
Death Cases	1	6	10,739	0	2	6,208	0	0	4	1*	8	16,951
Total Tests Done	In Last 24 hrs. : 10,788			In last 7 days : 79,035			Cumulative : 2,95,20,374					
Vaccine Doses Administered	In Last 24 hrs. : 13,518			In last 7 days : 92,959			Cumulative : 1,82,00,758					
ACTIVE CASES									1,741			

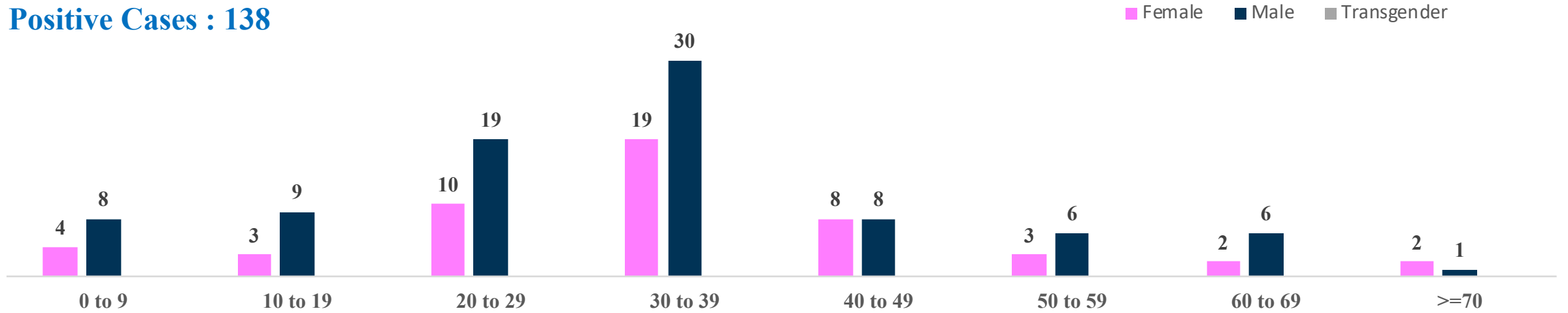
*Covid deaths occurred today : 00 | Covid deaths occurred beyond last 24 hrs., reported today : 1



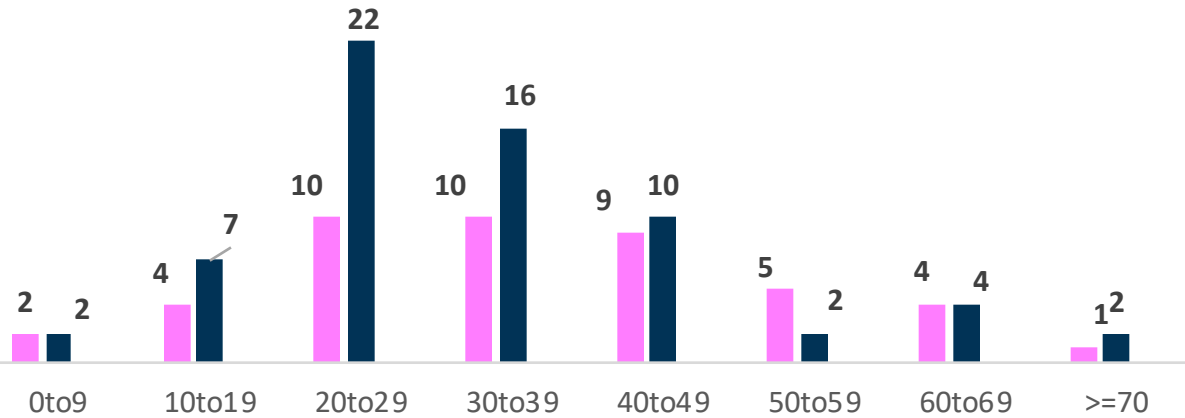
LAST 24 HOURS AGE GROUP AND GENDER WISE DISTRIBUTION



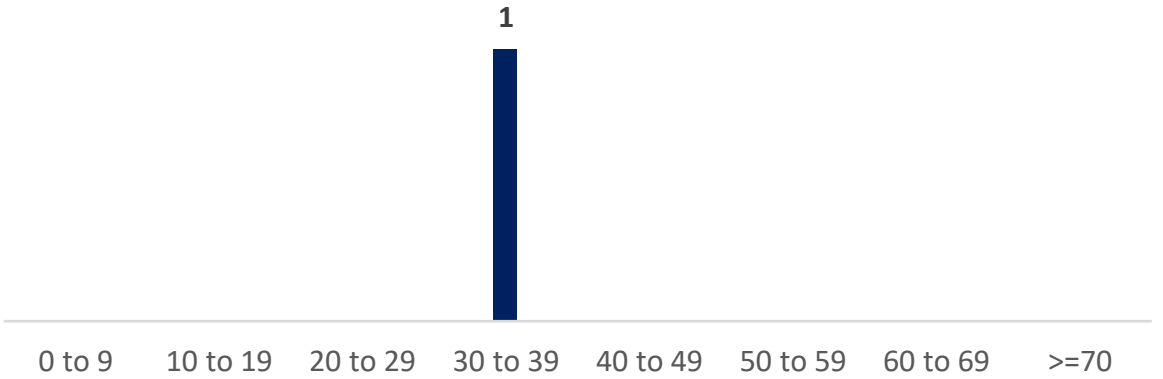
Positive Cases : 138



Recovered Cases : 110

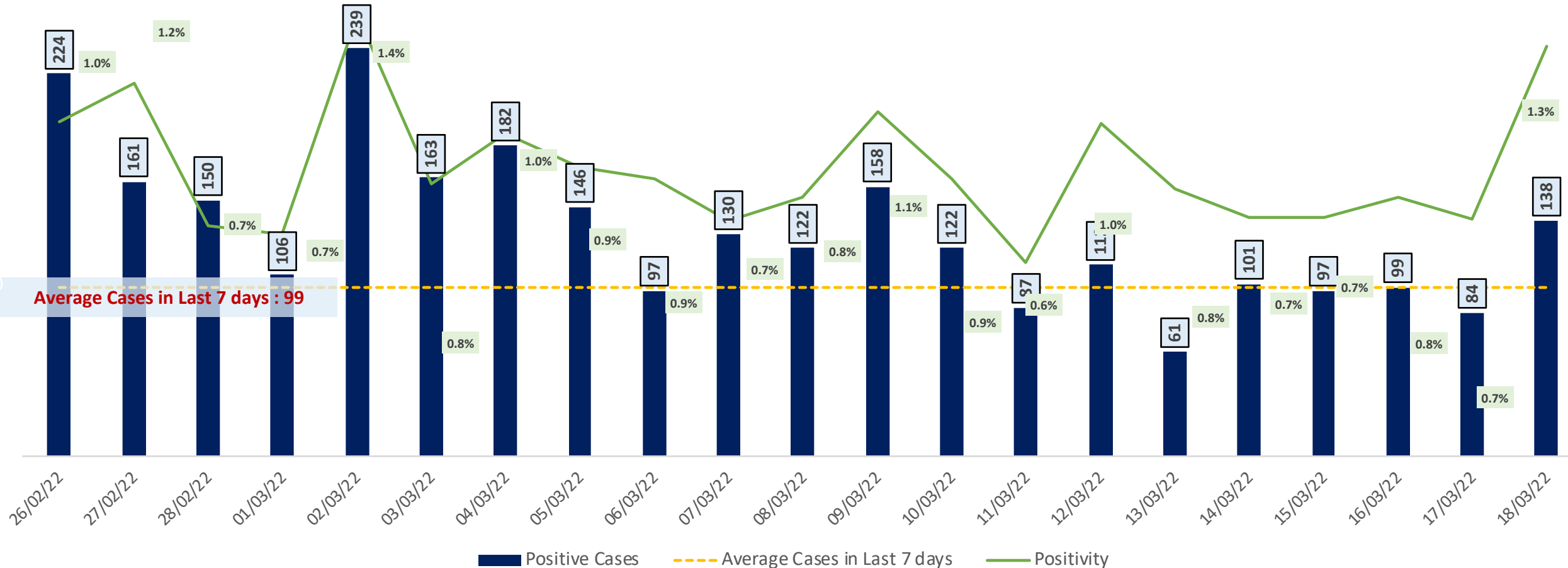


Death Cases : 1



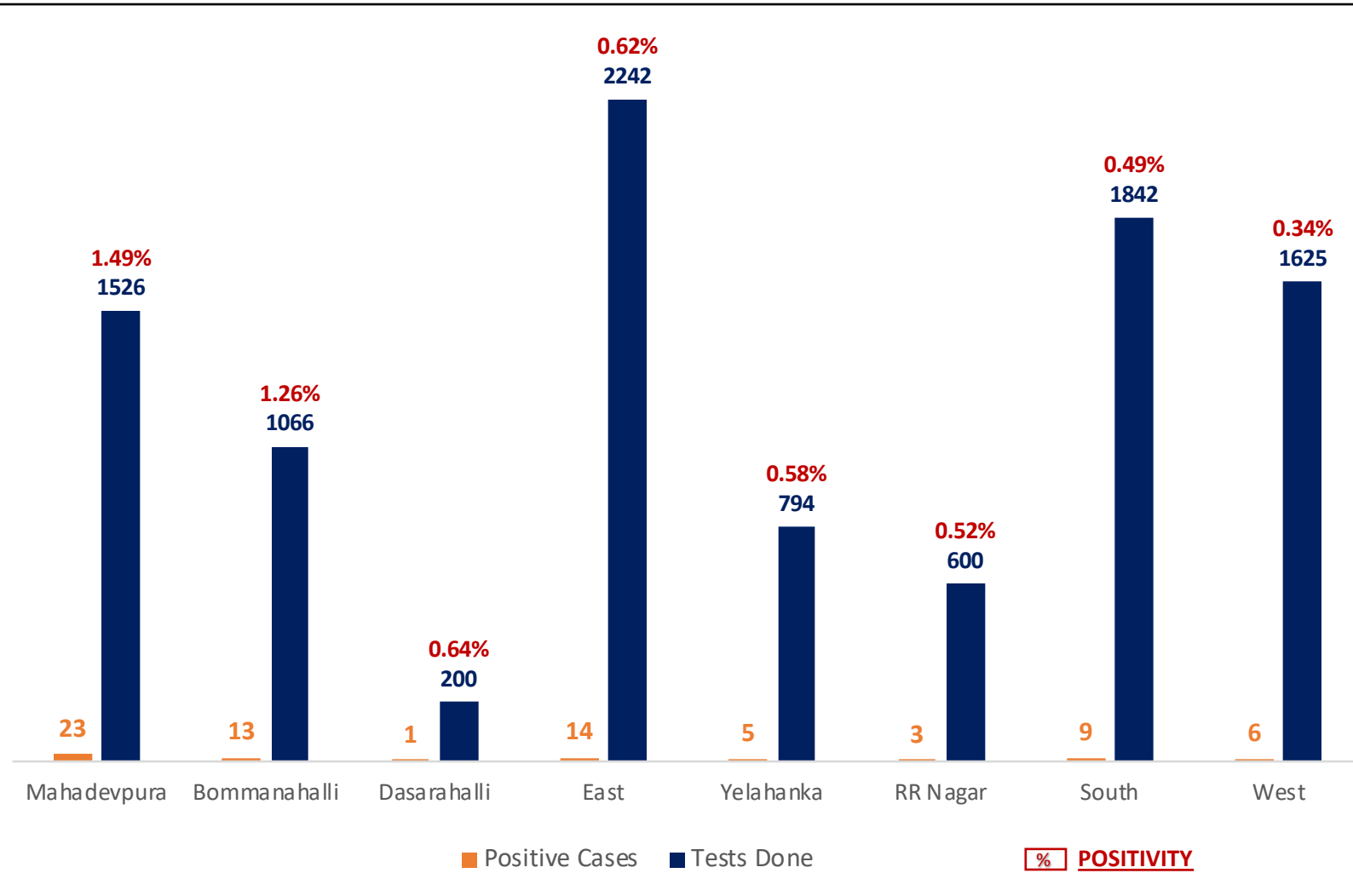


POSITIVITY RATE OF BENGALURU – LAST 21 DAYS





ZONE WISE COVID19 CASE MANAGEMENT FOR LAST 7 DAYS



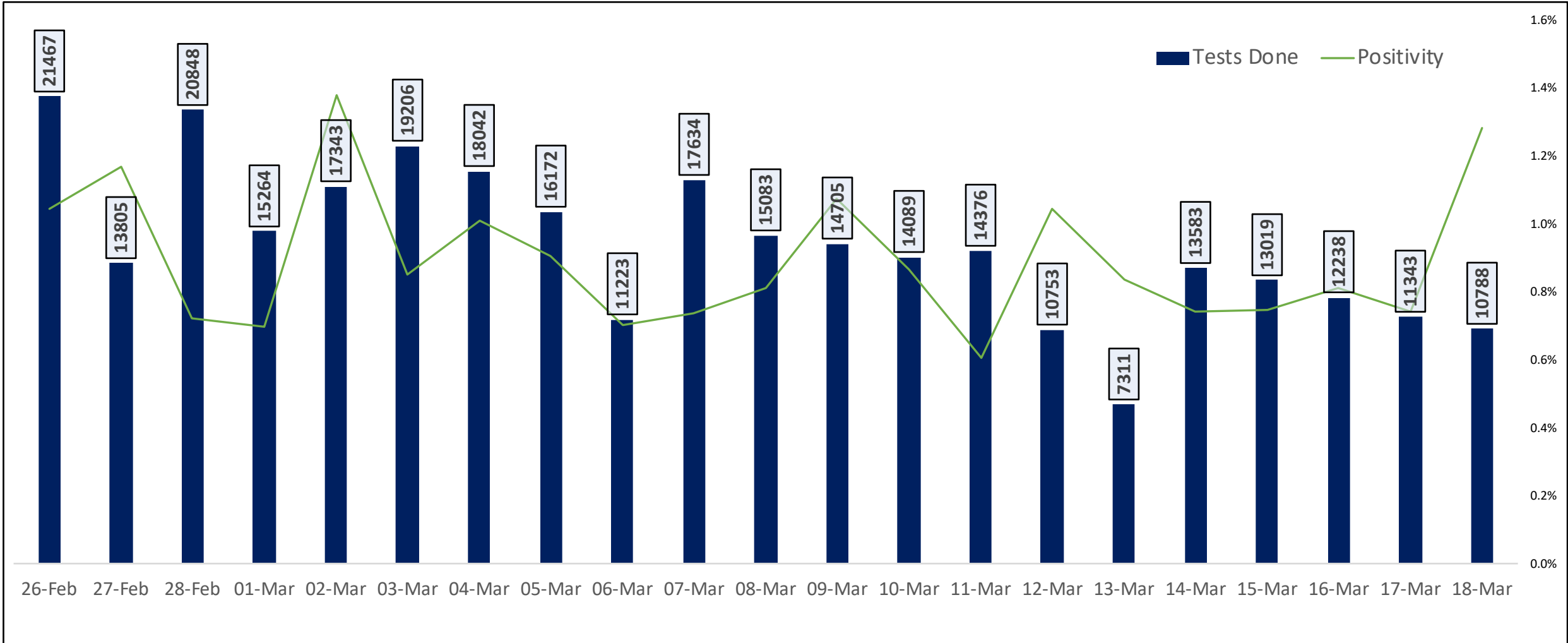
Zone Name	Hospital/ CCC	Home isolation	Under Tracing
BOMMANAHALLI	2.41%	97.59%	0.00%
DASARAHALLI	0.00%	100.00%	0.00%
EAST	6.82%	93.18%	0.00%
MAHADEVAPURA	3.33%	96.67%	0.00%
RR NAGAR	13.64%	86.36%	0.00%
SOUTH	6.00%	94.00%	0.00%
WEST	6.45%	93.55%	0.00%
YELAHANKA	7.41%	92.59%	0.00%



TESTING TRENDS IN BENGALURU

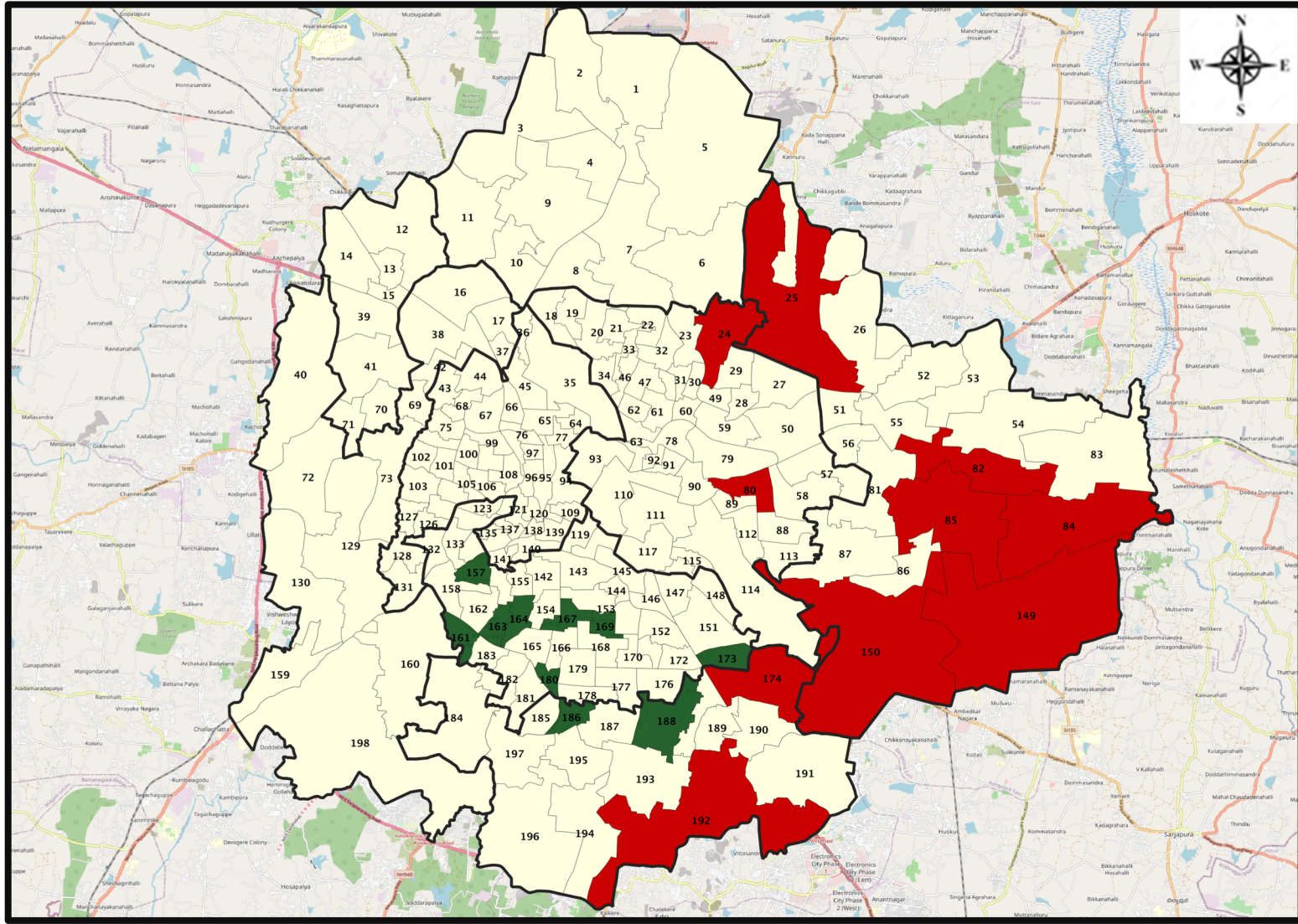


Total Test Conducted Till Date	Test Conducted Last 24 hours	Last 7 Days Average
2,95,20,374	10,788	11,291





BENGALURU URBAN MAP SHOWING TREND OF POSITIVE CASES IN LAST 7 DAYS



Top 10 wards reporting highest number of positive cases in last 7 days

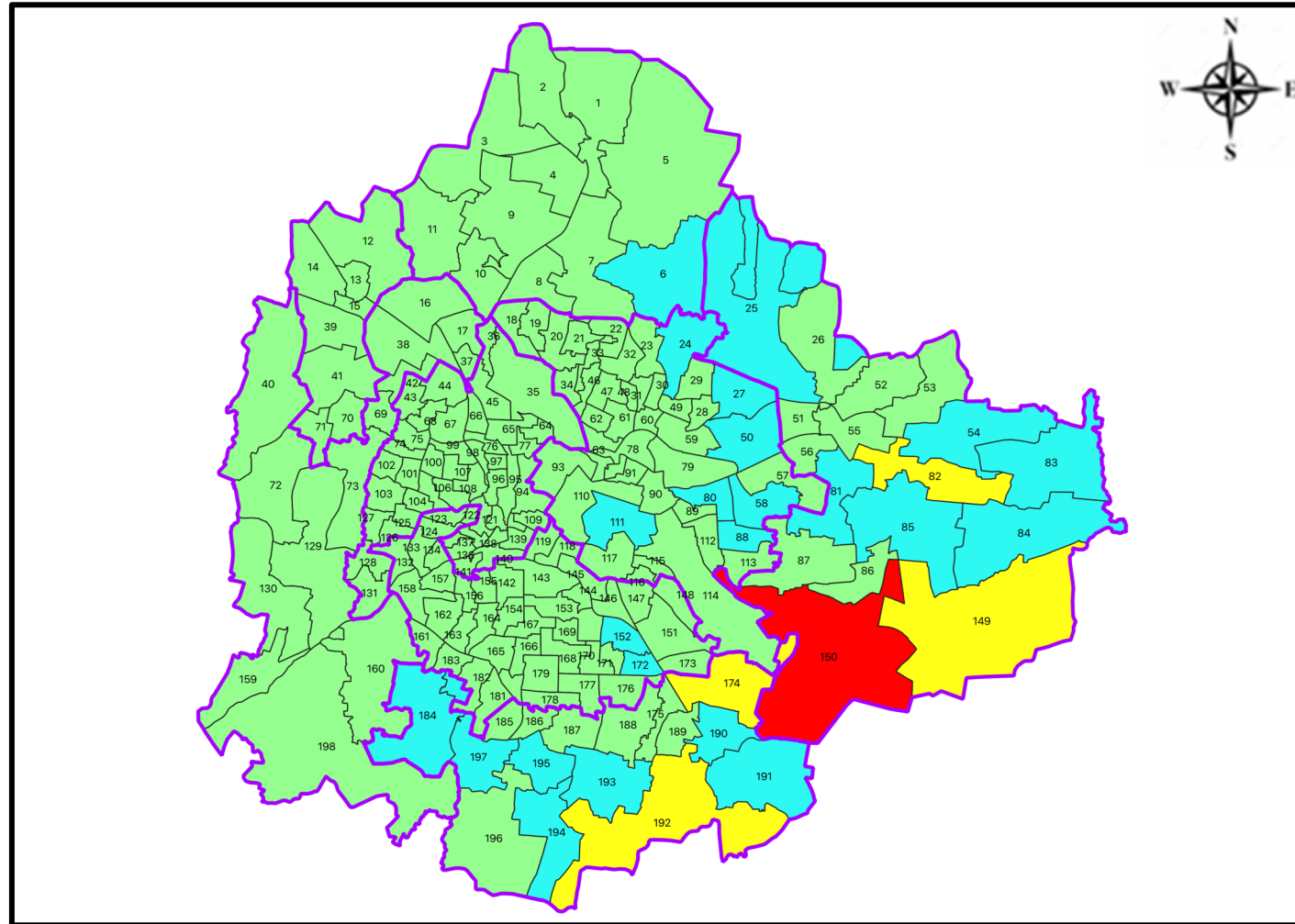
Ward No.	Ward Name	Daily Cases Average
150	Bellanduru	7
174	HSR Layout	3
149	Varthuru	3
82	Garudachar Palya	2
192	Begur	2
84	Hagadur	2
80	Hoysala Nagar	2
85	Dodda Nekkundi	2
24	HBR Layout	2
25	Horamavu	2







Top 10 wards reporting least number of positive cases in last 7 days

Ward No.	Ward Name	Daily Cases Average
188	Bilekhali	0
186	Jaraganahalli	0
180	Banashankari Temple Ward	0
173	Jakkasandra	0
169	Byrasandra	0
167	Yediyur	0
164	Vidyapeeta Ward	0
163	Katriguppe	0
161	Hosakerehalli	0
157	Gali Anjaneya Temple	0



BENGALURU MAP SHOWING INTENSITY OF POSITIVE CASES IN LAST 7 DAYS



-  Level 1 : 0 to 5 Cases
-  Level 2 : 5 to 15 Cases
-  Level 3 : 15 to 30 Cases
-  Level 4 : 30 to 50 Cases
-  Level 5 : More than 50 Cases
-  Zone Boundaries

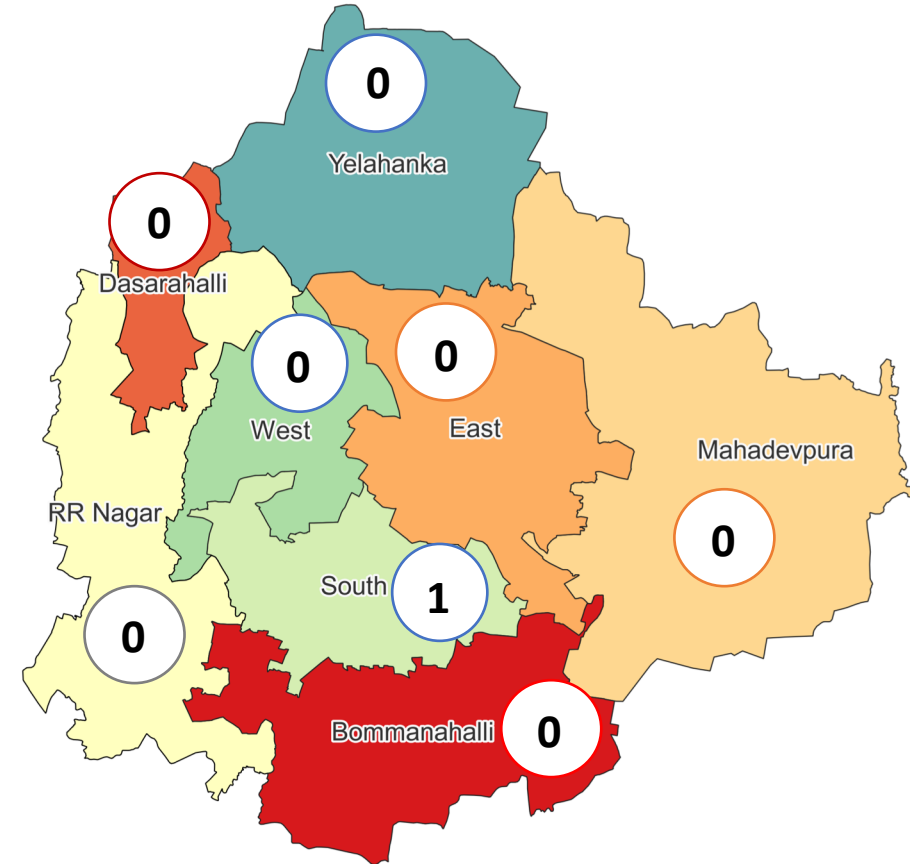


CONTAINMENT ZONE DETAILS



Zone Name	TOTAL CZs	Less Than 5 Cases	5 To 14 Cases	More Than 14 Cases
BOMMANAHALLI	0 (▼1)	0 (▼1)	0 (-)	0 (-)
DASARAHALLI	0 (-)	0 (-)	0 (-)	0 (-)
EAST	0 (▼1)	0 (-)	0 (▼1)	0 (-)
MAHADEVPURA	0 (-)	0 (-)	0 (-)	0 (-)
RR NAGAR	0 (-)	0 (-)	0 (-)	0 (-)
SOUTH	1 (-)	1 (-)	0 (-)	0 (-)
WEST	0 (-)	0 (-)	0 (-)	0 (-)
YELAHANKHA	0 (-)	0 (-)	0 (-)	0 (-)
TOTAL	1 (▼2)	1 (▼1)	0 (▼1)	0 (-)

Total Active Containment Zones



Types of Containment

Zone Name	Apartments	Individual House	Hostels/Quarters	Others	Schools/Colleges
BOMMANAHALLI	0 (▼1)	0 (-)	0 (-)	0 (-)	0 (-)
DASARAHALLI	0 (-)	0 (-)	0 (-)	0 (-)	0 (-)
EAST	0 (-)	0 (▼1)	0 (-)	0 (-)	0 (-)
MAHADEVPURA	0 (-)	0 (-)	0 (-)	0 (-)	0 (-)
RR NAGAR	0 (-)	0 (-)	0 (-)	0 (-)	0 (-)
SOUTH	1 (-)	0 (-)	0 (-)	0 (-)	0 (-)
WEST	0 (-)	0 (-)	0 (-)	0 (-)	0 (-)
YELAHANKHA	0 (-)	0 (-)	0 (-)	0 (-)	0 (-)
TOTAL	1 (▼1)	0 (▼1)	0 (-)	0 (-)	0 (-)

▲▼ : Shows increase and decrease in numbers as compared to previous day



GOVT. QUOTA COVID BED STATUS AS ON 19.03.2022



SR. NO.	Facility Type	No. of Hospital	Total Allocated Beds for C+ Patients					Occupied Beds for C+ Patients					Net Available Beds for C+ Patients				
			Gen Beds	HDU	ICU Beds	ICU-V	Total	Gen Beds	HDU	ICU Beds	ICU-V	Total	Gen Beds	HDU	ICU Beds	ICU-V	Total
1	Government Medical Colleges	4	120	255	33	27	435	0	0	0	1	1	120	255	33	26	434
2	Government Hospitals	18	637	292	74	95	1,098	1	2	0	0	3	636	290	74	95	1,095
3	Private Medical Colleges	12	178	200	66	35	479	0	0	3	0	3	178	200	63	35	476
4	Private Hospitals	32	181	61	49	42	333	1	0	1	5	7	180	61	48	37	326
5	Covid Care Centre	1	50					1					49				
Total Beds		67	1,166	808	222	199	2,395	3	2	4	6	15	1,163	806	218	193	2,380

* Status as on 19.03.2022 – 05:15 PM



ACTIVE PATIENTS ADMITTED UNDER GOVT. QUOTA



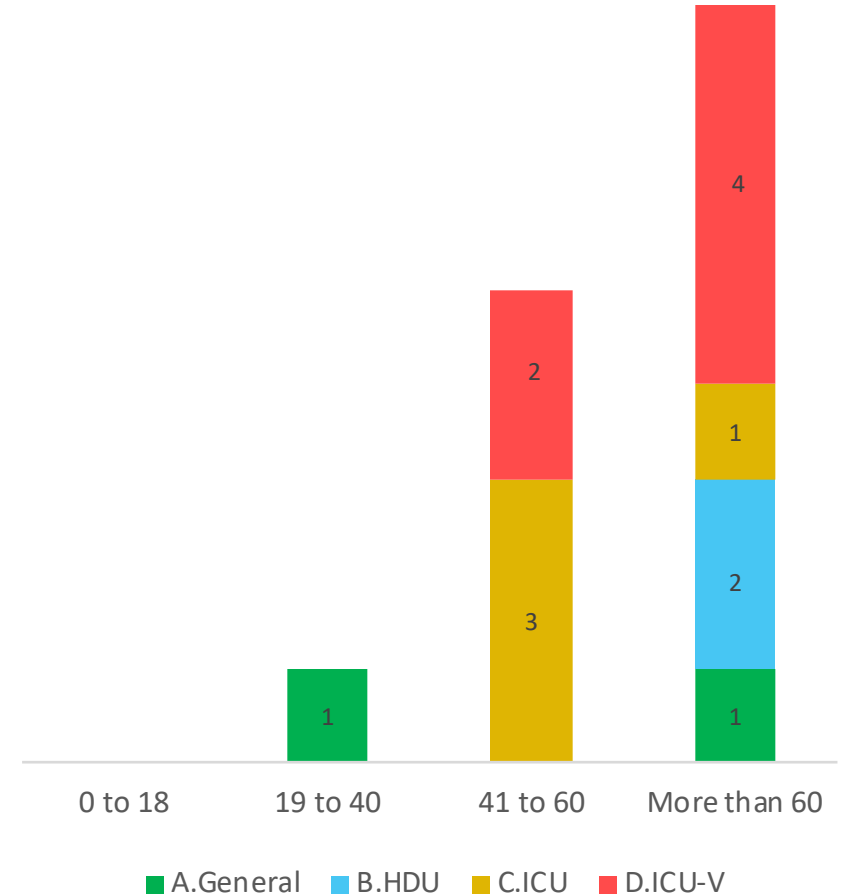
Admission By Bed Type And Number Of Days From Date Of Admission

Days in Hospital	General	HDU	ICU	ICU-V	Total
0 to 7 Days				1	1
8 to 14 Days					0
15 to 21 Days					0
Beyond 21 days	2	2	4	5	13
TOTAL	2	2	4	6	14

* Only Government Quota Admissions through CHBMS considered

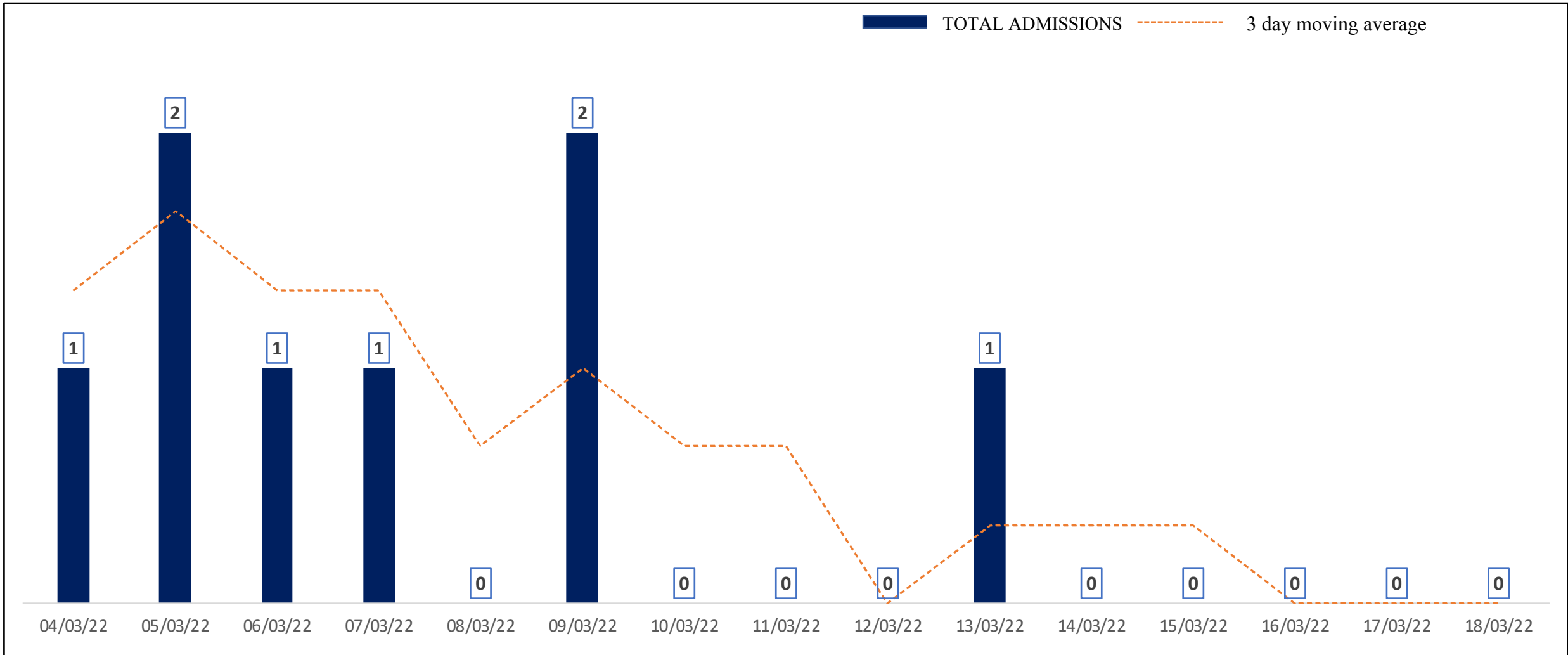
* Status as on 19.03.2022 – 05:15 PM

Age Group Distribution Of Active Hospital Admission





HOSPITAL ADMISSIONS LAST 15 DAYS TREND



* Only Government Quota Admissions through CHBMS considered

* Only Fresh Admissions considered

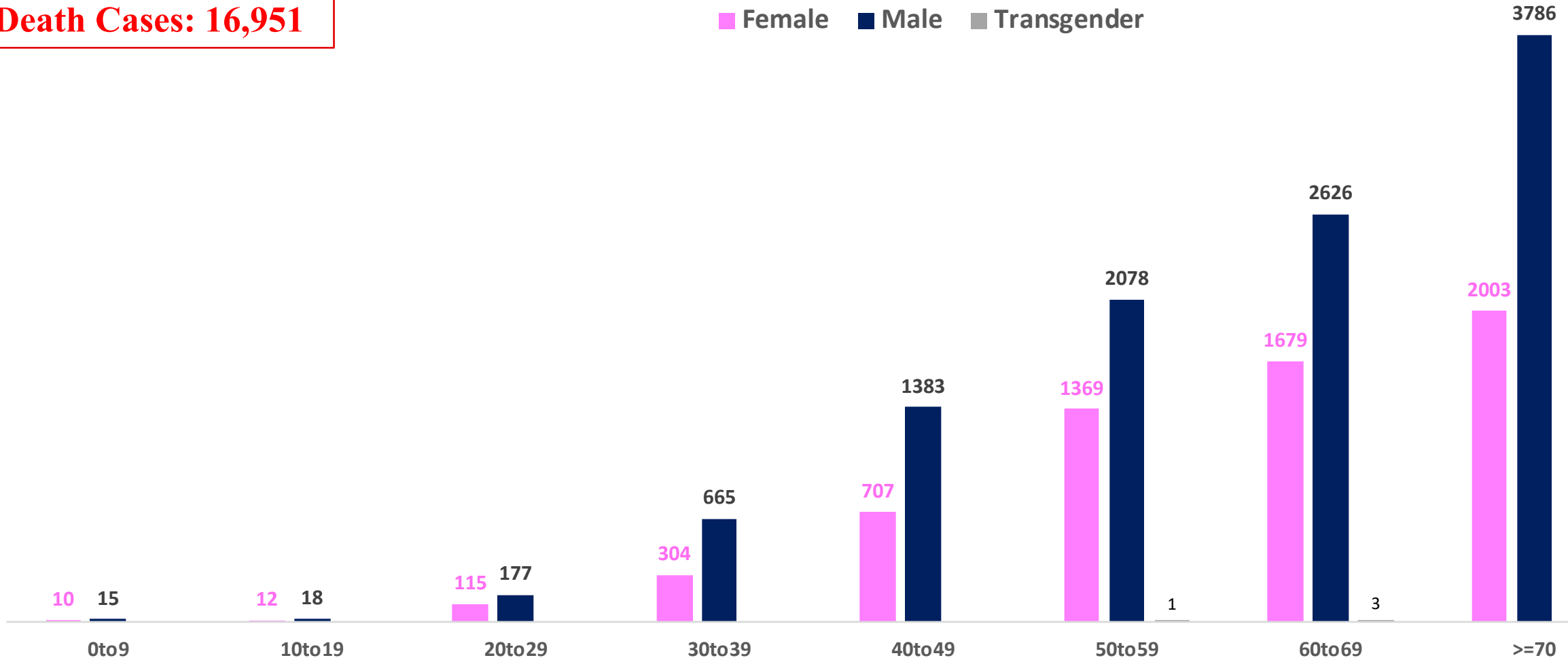


AGE AND GENDER WISE DISTRIBUTION OF DEATH CASES



Death Cases: 16,951

Female Male Transgender





VACCINATION COVERAGE AS ON 18.03.2022



Total Doses Administered

1,82,00,758

▲ 13,518

12-14 years

* Eligible Population 2.82 Lakhs

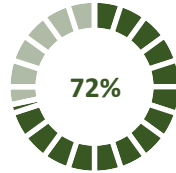
1ST DOSE

3,272

Doses administered
▲ 2,717

Total 15-18 years Population : 4.42 Lakhs

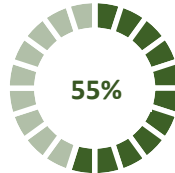
1ST DOSE



3,17,133

Doses administered
▲ 435

2ND DOSE

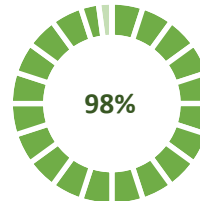


2,42,913

Doses administered
▲ 2,185

Total adult Population : 91.7 Lakhs

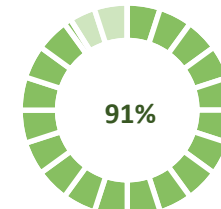
1ST DOSE



89,74,223

Doses administered
▲ 415

2ND DOSE



83,53,407

Doses administered
▲ 6,390

Priority Group*

Health Care Workers

Dose 1

2,10,229

Doses administered
▲ 1

Dose 2

2,04,336

Doses administered
▲ 125

Frontline Workers

Dose 1

3,81,698

Doses administered
▲ 00

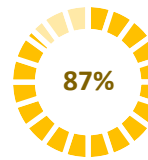
Dose 2

3,70,201

Doses administered
▲ 137

18 - 44 Years Coverage

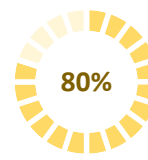
Dose 1



57,14,230

Doses administered
▲ 337

Dose 2



52,54,282

Doses administered
▲ 4,684

PRECAUTION DOSE



3,09,810

Doses administered
▲ 1,376

PRECAUTION DOSES ADMINISTERED

Health Care Workers

59,959

Booster Doses administered
▲ 161

Front Line Workers

45,347

Booster Doses administered
▲ 101

60 + Years Coverage

2,04,504

Booster Doses administered
▲ 1,114

45 – 59 Years Coverage

Dose 1



16,90,829

Doses administered
▲ 43

Dose 2



16,01,582

Doses administered
▲ 879

60 + Years Coverage

Dose 1



9,77,237

Doses administered
▲ 34

Dose 2



9,23,006

Doses administered
▲ 565



COVID-19 SCENARIO IN BENGALURU AND OTHER METROPOLITAN CITIES



CITY NAME	Positive Cases	Active Cases	Recovered	Deceased	Vaccine Doses Administered
New Delhi	18,63,633	602	18,36,886	26,145	3,19,11,592
Bengaluru*	17,80,916	1,741	17,62,224	16,951	2,09,58,986
Mumbai	10,56,584	317	10,36,711	16,693	2,03,86,767
Chennai	7,50,853	247	7,41,538	9,068	1,01,07,697
Kolkata	4,47,192	272	4,41,264	5,656	96,52,815

Source : <https://dashboard.cowin.gov.in/> at 5:15pm (19.03.2022)
Source : <https://www.covid19bharta.in/> at 5:15pm (19.03.2022)

*includes BBMP & Bengaluru Urban



SNAPSHOT OF COVID-19 CASES IN BENGALURU URBAN



**Total Wards With
<=5 Cases* :
162**

**Tests Conducted
On 18.03.2022:
10,788**

**Recovery
Rate:
98.95%**

**Total
Active Cases :
1,741**

**Total Vaccinated on
18.03.2022:
13,518**

**Positivity
Rate* :
0.88%**

**Active
Rate:
0.10%**

**Case
Fatality Rate* :
1.16%**



*Total positive cases In the past 7 days

*CFR and positivity is for Past 7 days



ಬೃಹತ್ ಬೆಂಗಳೂರು ಮಹಾನಗರ ಪಾಲಿಕೆ
Bruhat Bengaluru Mahanagara Palike



Download BBMP Bulletin	https://apps.bbmpgov.in/covid19/mediabulletin.php
For BBMPCovid19 Bed Status:	https://apps.bbmpgov.in/covid19/en/Bedstatus.php
To register for vaccination :	https://selfregistration.cowin.gov.in/
BBMP COVID19 Dashboard:	https://apps.bbmpgov.in/covid19/
Follow us on:	 www.facebook.com/bbmp.comm1/
	 twitter.com/BBMPCOMM

Issued by:

Honorable Chief Commissioner, BBMP
Special Commissioner Health & IT, BBMP
MD, Bengaluru Smart City Limited

THANK YOU !



ಅರೋಗ್ಯ ಮತ್ತು ಕುಟುಂಬ ಕಲ್ಯಾಣ ಇಲಾಖೆ

ಶ್ರೀ ಬಸವರಾಜ ಎಸ್. ದೊರವಾಂಕಿ
ಸಹಾಯಕ ಮುಖ್ಯಮಂತ್ರಿಗಳು

ಪ್ರಾರಂಭದಲ್ಲೇ ರೋಗ ಪತ್ತೆ
ರೋಗದ ಹೊರೆಯನ್ನು
ನಿವಾರಿಸುತ್ತದೆ

ರೋಗದ
ಅಧಿ ಅಂತ್ಯ
ಮತ್ತು ಅಧಿಕಾರ
ರಾಜ್ಯಕ್ಕೆ

ಸ್ಥಿರವಾಗಿ
ಪರಿಶೋಧಿಸಿ
ರೋಗ ಪತ್ತೆ ಮತ್ತು
ರೋಗದ ಸ್ಥಿತಿ
ನೋಡಿ

ಶಿಕ್ಷಣ
ಪಡೆಯುವುದು

ಪ್ರಾರಂಭಿಕ ಹಂತದಲ್ಲೇ
ಕ್ಯಾನ್ಸರ್ ರೋಗವನ್ನು
ಪತ್ತೆ ಹಚ್ಚುವುದು ಮತ್ತು
ಸೂಕ್ತ ಚಿಕಿತ್ಸೆಯ ಮೂಲಕ
ಕ್ಯಾನ್ಸರ್ ರೋಗವನ್ನು
ಗುಣಪಡಿಸಬಹುದು.

ಕ್ಯಾನ್ಸರ್ ತಡೆಗಟ್ಟುವುದು ಹೇಗೆ?

ಕ್ಯಾನ್ಸರ್ ಕಾರಕಗಳನ್ನು ದೂರವಿಡಿ

ಜೈವಿಕ ಕ್ಷೇತ್ರಗಳಲ್ಲಿ ಅನಾಯಕಾರಿ
ಕ್ಯಾನ್ಸರ್ ಕಾರಕಗಳನ್ನು ನಿಯಂತ್ರಿಸಿ

ವಿಕಿರಣಕ್ಕೆ ಒಡ್ಡಿ ಕೊಳ್ಳುವುದನ್ನು ಕಡಿಮೆ ಮಾಡಿ
(ಜೈವಿಕ ಅಥವಾ ವೈದ್ಯಕೀಯ ರೋಗ ಪತ್ತೆಗಾಗಿ)

ಮಾನ್ಯ ಅರೋಗ್ಯ ಮತ್ತು ಕುಟುಂಬ ಕಲ್ಯಾಣ ಇಲಾಖೆ ಮುಖ್ಯಮಂತ್ರಿಗಳಿಗೆ ಸಮಾಜದ
ಅರಿವು ಮತ್ತು ಸಹಕಾರವನ್ನು ಕೋರಲು ಕೃತಜ್ಞರು.

